MODEL AAC482126

Acoustical Louver ▲ 12″ Deep ▲ 6″ Blace Spacing ▲ Formed Aluminum

STANDARD MATERIALS AND CONSTRUCTION

FRAME: 14-GA aluminum.
BLADE: 16-GA aluminum Airfoil exterior with 22-GA perforated aluminum interior surface.
INSULATION: Eco-Sound insulation.
SCREEN: ½" sq. mesh, aluminum (.051")
FINISH: Mill.

OPTIONS

Finish - Baked Enamel, Kynar, Anodize

NOTES

1. Nominal deductions will be made to the opening size given.

LOUVER SIZES

Min Panel	Max Single Panel
12"W x 24"H	60"W x 96"H

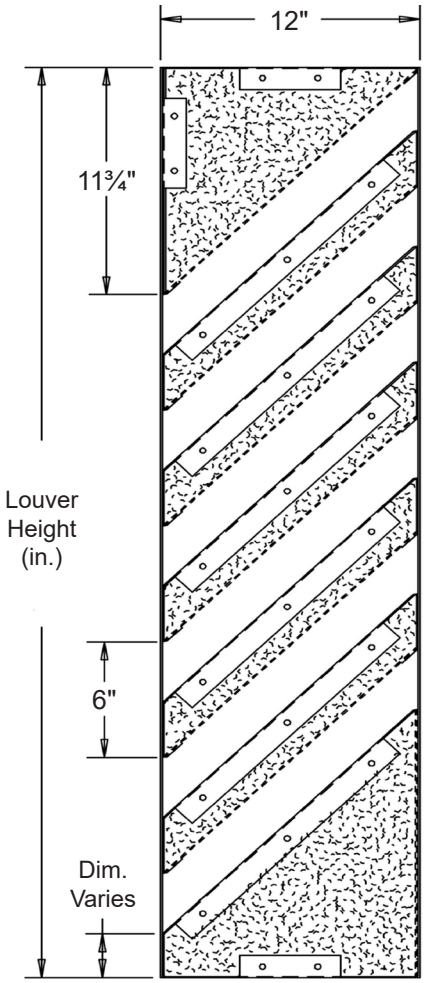

Not to scale.

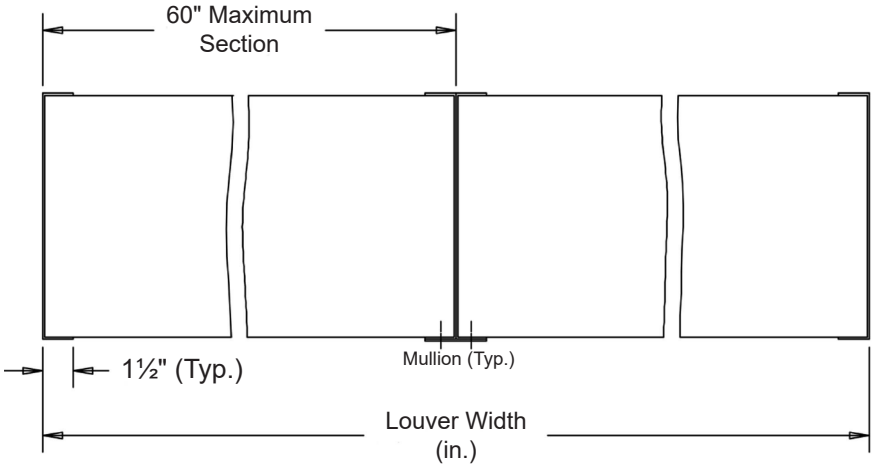

Louver Top View

Item #	**Qty**	Width	Height	Width	Height	**Mullion**	Type	Location		
		Opening Size		**Louver Size**			**Screens**			**Union Made**
Arch. / Eng. :						**EDR:**		**ECN:**		**Job:**
Contractor:										
Project:						**Date:**		**DWN:**		**DWG:**

air balance
Dampers Louvers
UL Life Safety Products
Division of Mestek
Member of AMCA

airbalance.com

In the interest of product development, Air Balance reserves the right to make changes without notice.

450 Riverside Dr • Wyalusing PA, 18853 • Phone 570-746-1888 • Fax 570-746-9286

MODEL AAC482126

Acoustical Louver ▲ 12″ Deep ▲ 6″ Blace Spacing ▲ Formed Aluminum

PERFORMANCE DATA

Ratings do not include effects of a screen.

Pressure Drop

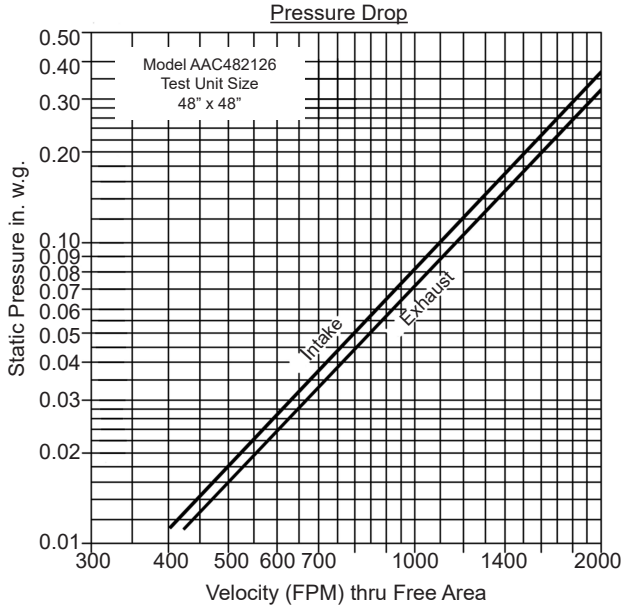

Intake air converted to standard air density.
Tested to AMCA Standard 500-L, Figure 5.5.

Water Penetration

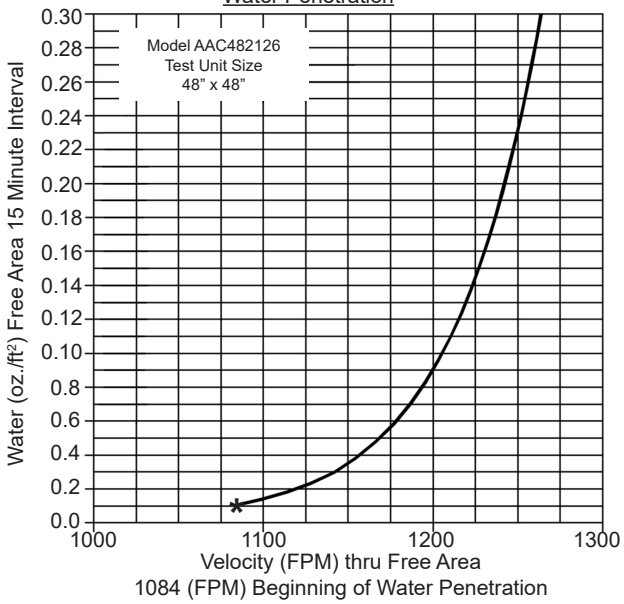

1084 (FPM) Beginning of Water Penetration

Transmission Loss

Octave Band	1	2	3	4	5	6	7	8
Frequency (Hz)	63	125	250	500	1000	2000	4000	8000
Sound Transmission Loss (db)	8	7	5	10	19	26	16	14
Free Field Noise Reduction	14	13	11	16	25	32	22	20

Attenuation

Octave Band Center Frequency (Hz)

Distance from Louver (ft)	1 / 63	2 / 125	3 / 250	4 / 500	5 / 1000	6 / 2000	7 / 4000	8 / 8000
0'	14	13	11	16	25	32	22	20
10'	26	25	23	28	37	44	34	32
50'	40	39	37	42	51	58	48	46
100'	46	45	43	48	57	64	54	52
200'	52	51	49	54	63	70	60	58
500'	60	59	57	62	71	78	68	66
1000'	66	65	63	68	77	84	74	72

Attenuation chart is a combination of the Model AAC482126 sound transmission loss and the reduction of sound energy as a function of distance.

Free Area (sq. ft.)

Height (in.)	Width (in.) 12"	18"	24"	30"	36"	42"	48"	54"	60"
24"	.27	.44	.62	.80	.97	1.15	1.33	1.51	1.68
36"	.53	.89	1.24	1.59	1.95	2.30	2.66	3.01	3.36
48"	.80	1.33	1.86	2.39	2.92	3.45	3.98	4.52	5.05
60"	1.06	1.77	2.48	3.19	3.90	4.60	5.31	6.02	6.73
72"	1.33	2.21	3.10	3.98	4.87	5.76	6.64	7.53	8.41
84"	1.59	2.66	3.72	4.78	5.84	6.91	7.97	9.03	10.09
96"	1.86	3.10	4.34	5.58	6.82	8.06	9.30	10.54	11.78